

## 2017 CRC Ranch Horse Show – Handling Class

The purpose of the Ranch Handling class is to showcase how the ideal ranch horse responds to the handler's slightest cues to perform maneuvers and negotiate through obstacles.

### Class Rules

1. The horse may be shown in any type of halter and lead shank. Clean, quality, useable working tack is suitable and preferred. No extra consideration will be given for fancy silver show halters.
2. The handler may use an artificial aid, such as a whip, lariat, or training stick, however use of artificial aids to cue the horse will result in a lower Response Score. This is because the ideal ranch horse should respond to the handler's body position cues and light pressure on the lead shank. Any type of aid deemed abusive to the horse by the judge will be disqualified.
3. The handler may lead the horse from either side, or switch what side they are leading from at any time in order to perform a maneuver or negotiate an obstacle.
4. Although all obstacles are safe for horse and riders, if a rider does not feel comfortable performing a maneuver or any obstacle in the class, they should not perform it.
5. The judge will evaluate the maneuvers performed and evaluate a zero (0) for the maneuvers not performed. The exhibitor will still receive a score even if they do not complete all of the maneuvers.

### Judging Ranch Handling

Horses will be judged on:

#### Performance Evaluations

1. Calmness — An ideal ranch horse remains calm, relaxed, and accepting of the handler's cues while performing requested maneuvers and negotiating obstacles. Bad manners on the horse's part, such as pinned ears, swishing tail, ripping, or kicking is to be severely marked down.
2. Balance — Correctness of the horse while performing the maneuvers, such as: drifting to the side, leading or stopping crooked, failure to maintain a pivot foot in a turn, leading or turning sluggishly, should all be considered and evaluated to determine if the horse is balanced when performing maneuvers.
3. Relaxed Cadence — Horse moves with a relaxed and even cadence to efficiently perform maneuvers and negotiate obstacles.

#### Response Evaluations

1. Ease of Handling — An ideal ranch horse should be easy to handle and control through different maneuvers and obstacles.
2. Handler's Cues — The handler's cues should be light and the ideal is delivered only from the hand holding the lead shank closest to the halter. An ideal ranch horse should be attentive to the handler and respond to the handler's slightest body position cues with a slack lead shank. The farther from this ideal, the lower the score will be.

**Scoring is based on 0-100, with 70 denoting an average performance.**

**Run content scores: + Above Average, ✓ Average, – Below Average**

**Faults can be classified as minor (m), major (M), or severe (S).**

**Faults in overall appearance of the exhibitor and/or horse include:** Poorly groomed or conditioned horse, dirty, ragged, or poorly fitted halter or lead, excessively stiff, artificial or unnatural movement around horse or when leading, changing hands, or placing both hands on the lead, except when preparing to show horse's teeth.

## 2017 CRC Ranch Horse Show – Handling Class

**Severe Faults:** Leading on the off or right side of the horse, complete failure to move around horse by exhibitor or obstructing the judge's view, exhibitor touching horse or kicking or pointing their feet at the horse's feet during set-up, standing directly in front of the horse, exhibitor wearing spurs and/or chaps.

**Performance Faults:** Drifting of horse while being led, horse stopping crooked, dropping hip out when stopping, setting up or standing; backing, leading or turning sluggishly or crooked, horse not set-up squarely or excessive time required to set-up. Failure to maintain a pivot foot during turns or stepping behind right front leg with left front leg when turning to the right, horse holding head and/or neck crooked when leading, stopping or backing. Failure to perform maneuvers at designated markers, but horse is on pattern.

**Severe Faults:** Knocking over cone, working on wrong side of cones, failure to follow prescribed pattern or omission or addition of maneuvers, severe disobedience including kicking or rearing, horse continuously circling the exhibitor.

**Disqualifications:** Knocking over cones or going off pattern, loss of control of horse, fall, wrong/no exhibitor number, willful abuse, excessive schooling or training, artificial aids/illegal equipment, use of fresh hoof black, hoof polish, or hoof oil.

### **SCORES:**

**90-100** Excellent handling including body position and use of all aids. Pattern is performed promptly, precisely, and smoothly.

**80-89** Generally excellent performance with one minor fault in appearance and position of exhibitor or execution of pattern.

**70-79** Generally good pattern execution and handling with one minor fault in precision or execution of pattern or appearance and position of exhibitor.

**60-69** Average pattern that lacks quickness or precision or exhibitor has obvious handling flaws that prevent effective showing or commits two or three minor faults in the performance or appearance and position of exhibitor.

**50-59** One major fault or several minor faults in the performance or appearance and position of the exhibitor that precludes effective communication with the horse.

**40-49** Two major faults or many minor faults in the performance of appearance and position of the exhibitor.

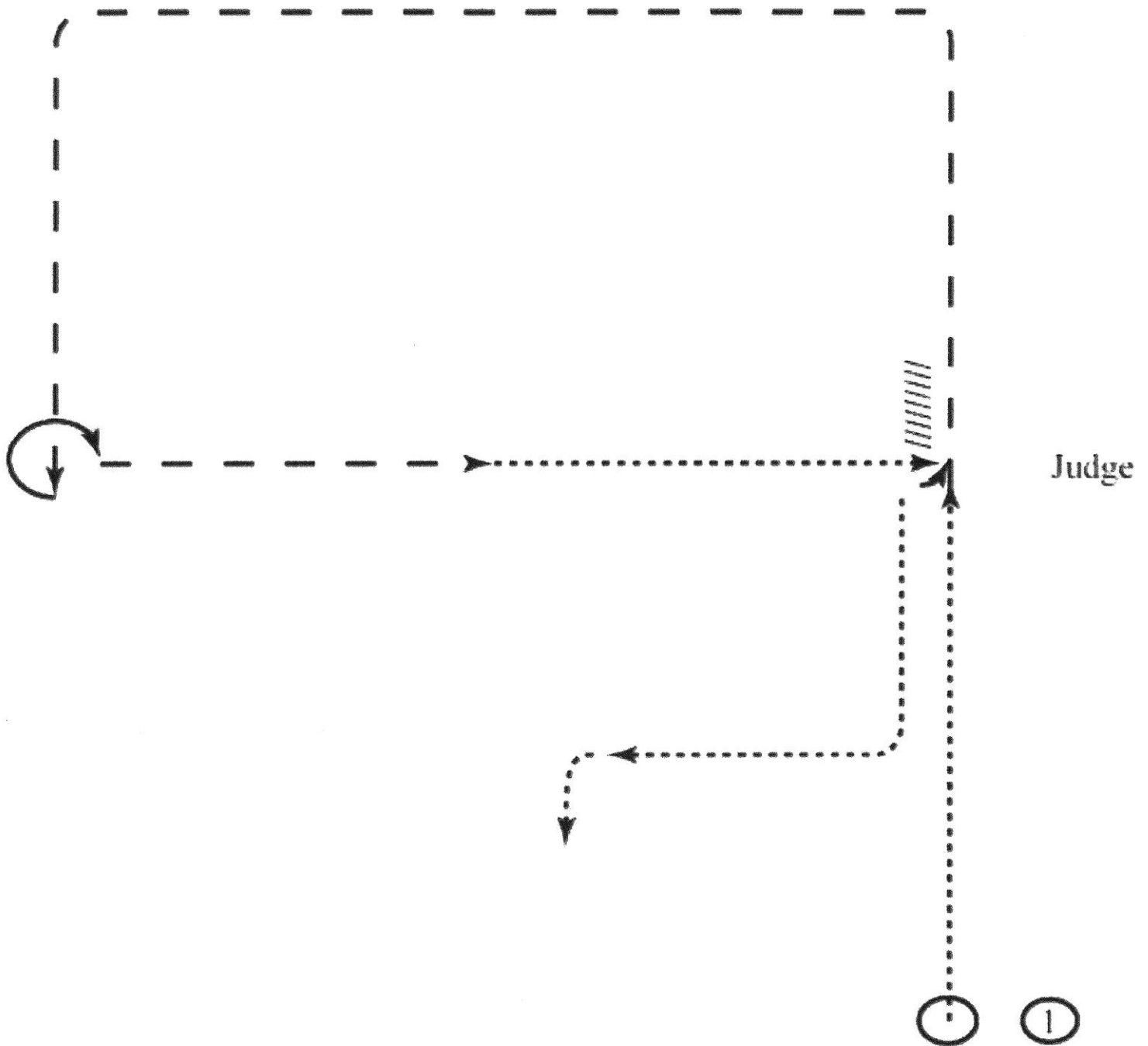
**10-39** Several major faults or one severe fault in the performance or appearance and position of exhibitor. Exhibitor demonstrates a complete lack of handling ability or commits a severe fault in the performance or appearance and position of exhibitor. Exhibitor commits one or more severe faults in the performance or appearance and position of exhibitor, but does complete the class and avoids DQ.

**50 Pts = Overall appearance of exhibitor & horse**

**50 Pts = Overall performance**

2017 CRC Ranch Horse Show – Handling Class

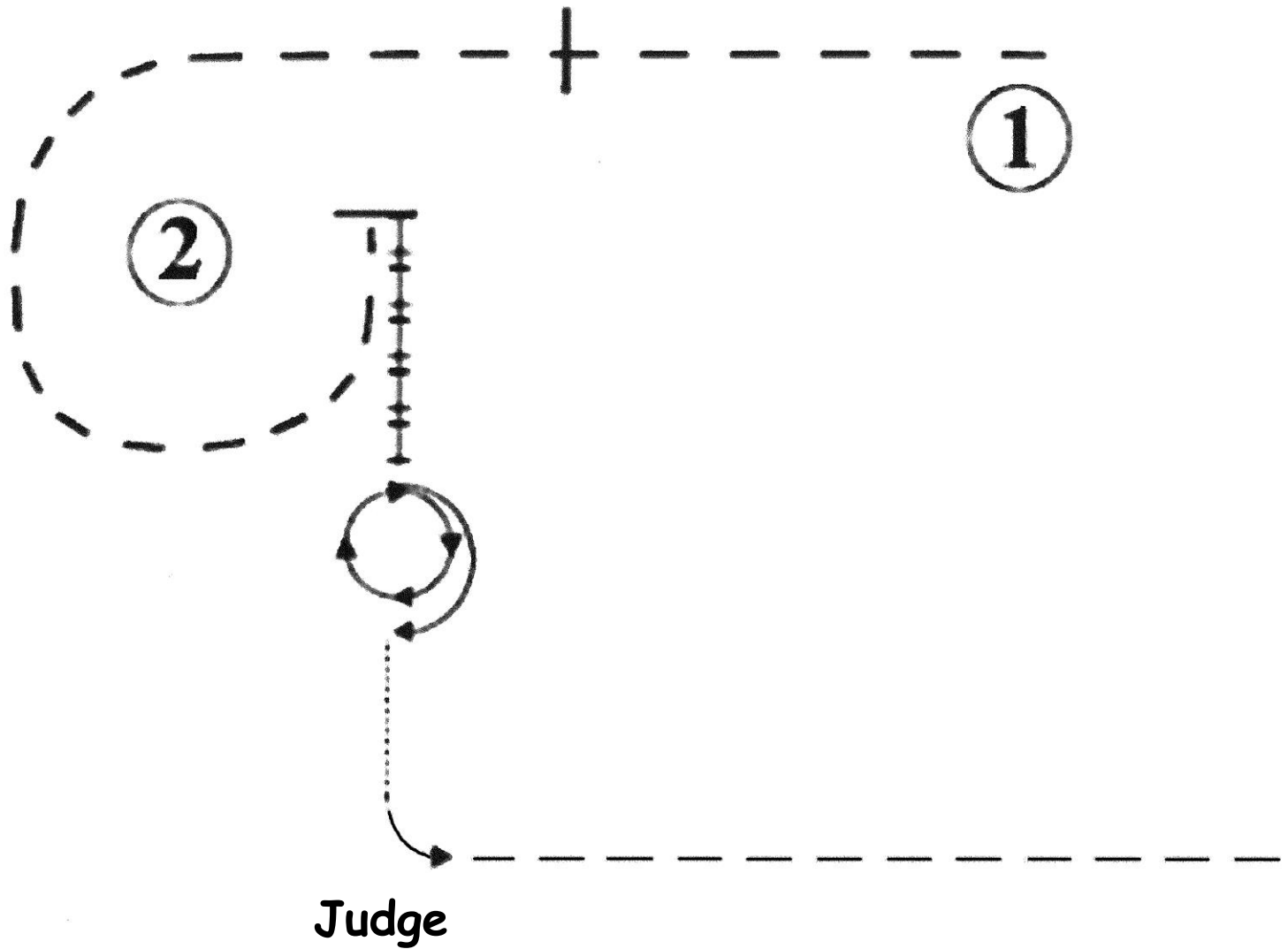
Pattern #1



1. Execute a 360° turn at marker 1.
2. Walk from marker 1 to a position in front of judge.
3. Set up, hesitate and jog straight away.
4. Jog 2 corners and stop.
5. Execute  $\frac{3}{4}$  turn to the right.
6. Jog half way to judge; then walk to judge.
7. Stop and set up for inspection.
8. After inspection, turn  $\frac{1}{4}$  to the right. Then back 2 horse lengths.
9. Walk to exit as pattern shows.

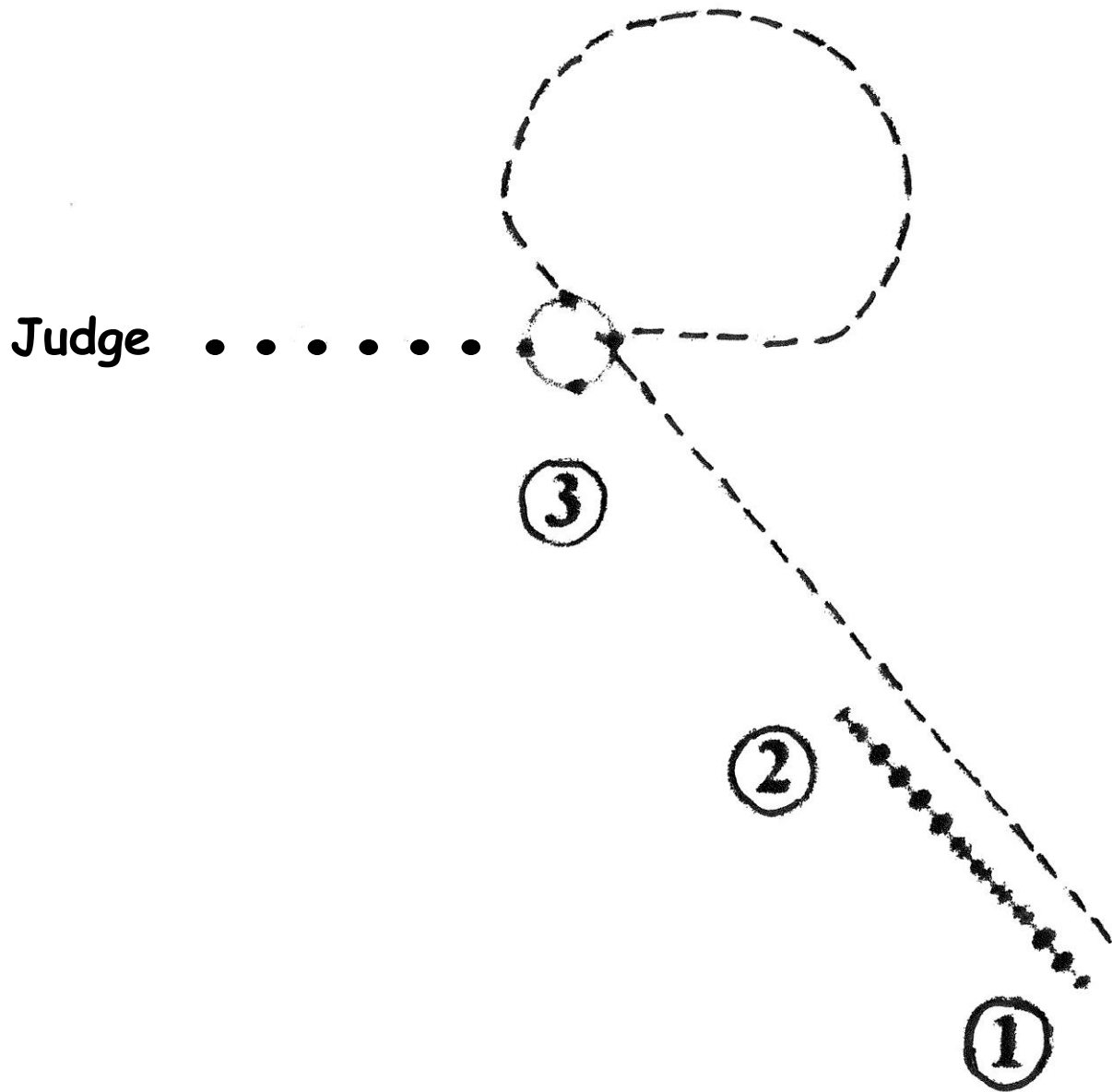
2017 CRC Ranch Horse Show – Handling Class

Pattern #2



1. Jog from cone 1 and stop half way to cone 2.
2. Continue jogging around cone 2 in an arc.
3. Stop at cone 2, back 1 horse length.
4. Complete a 540° turn to right.
5. Walk to judge.
6. Set up for inspection.
7. Upon dismissal, perform a pull turn and jog away.

2017 CRC Ranch Horse Show – Handling Class  
Pattern #3



1. Starting at cone 2, back to cone 1.
2. Jog pass cone 3 and jog a circle to the right.
3. Stop even with cone 3 and perform a 360° turn to right.
4. Walk to judge.
5. Set up for inspection.
6. Upon dismissal, walk to exit.