

2017 CRC Ranch Horse Show – Pleasure Class

The purpose of the Ranch Pleasure class is to showcase how the ideal ranch horse displays calmness, relaxation, and balance while obeying the rider's slightest cues.

Class Rules

1. This class will be performed with the horse in a western saddle with a horn.
2. Horses may be ridden 1 or 2 handed with any western bit.
3. No consideration will be given for fancy silver tack or attire, whereas any good usable tack and western attire is suitable.

Judging Ranch Pleasure

Horses will be judged on:

Transition and Balance

1. The Ideal Ranch Pleasure Horse displays proper balance during all transitions and guiding. A horse that is balanced is in a more athletic position and can more easily perform any maneuver required by the rider. The horse's head carriage will have no effect on the judging criteria, other than each horse must display proper balance in all maneuvers.
2. The horse's quality of movement, in their correct, relaxed, and cadenced gaits, will be considered.
3. The Ideal Ranch Pleasure Horse should be able to make transitions between gaits easily, as well as extend or shorten the stride within that gait. Going too slow will be penalized.

Guiding, Response

1. The Ideal Ranch Pleasure Horse should be laterally supple, and should respond to the rider's cues without resistance.
2. The Ideal Ranch Pleasure Horse should guide on a light rein. A horse displaying self-carriage will place over one that does not, but light contact displaying proper balance will place over a horse with a draped rein and showing poor balance.

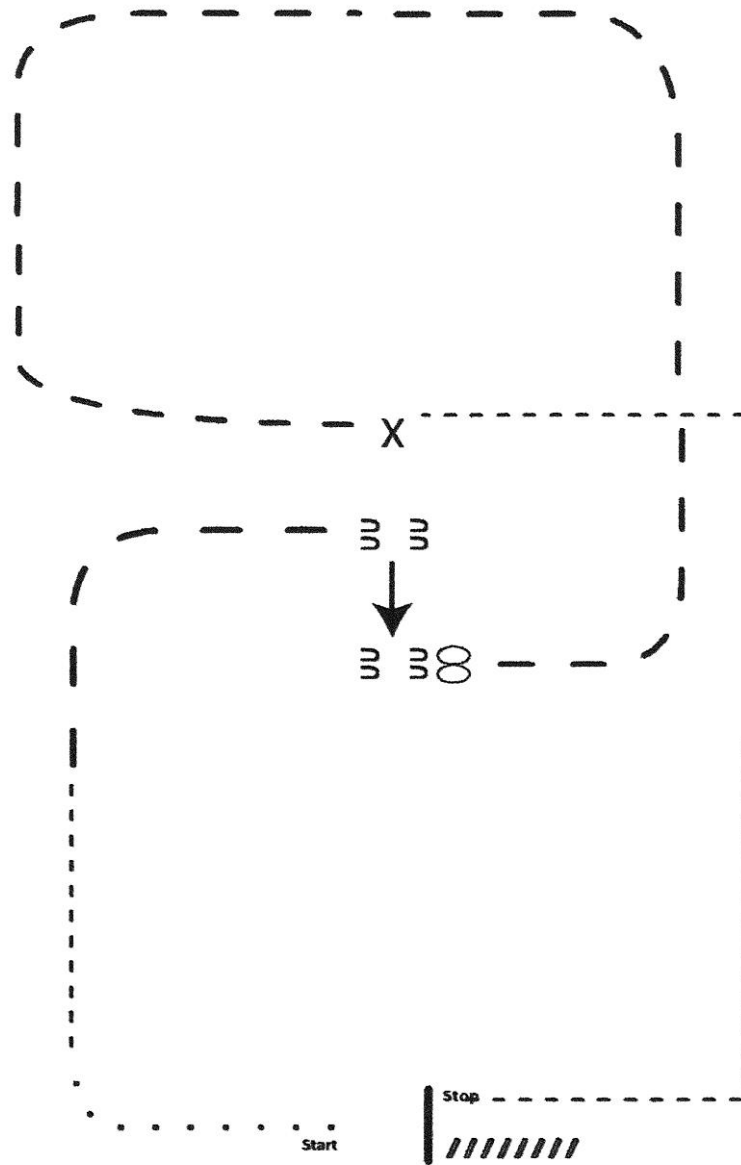
Scoring

Scoring will be on a scale of 0-8, with each maneuver being judged on the horse's performance of the maneuver and the horse's response to the rider.

- 1 = Poor
- 4 = Average
- 8 = Ideal

2017 CRC Ranch Horse Show – Pleasure Class

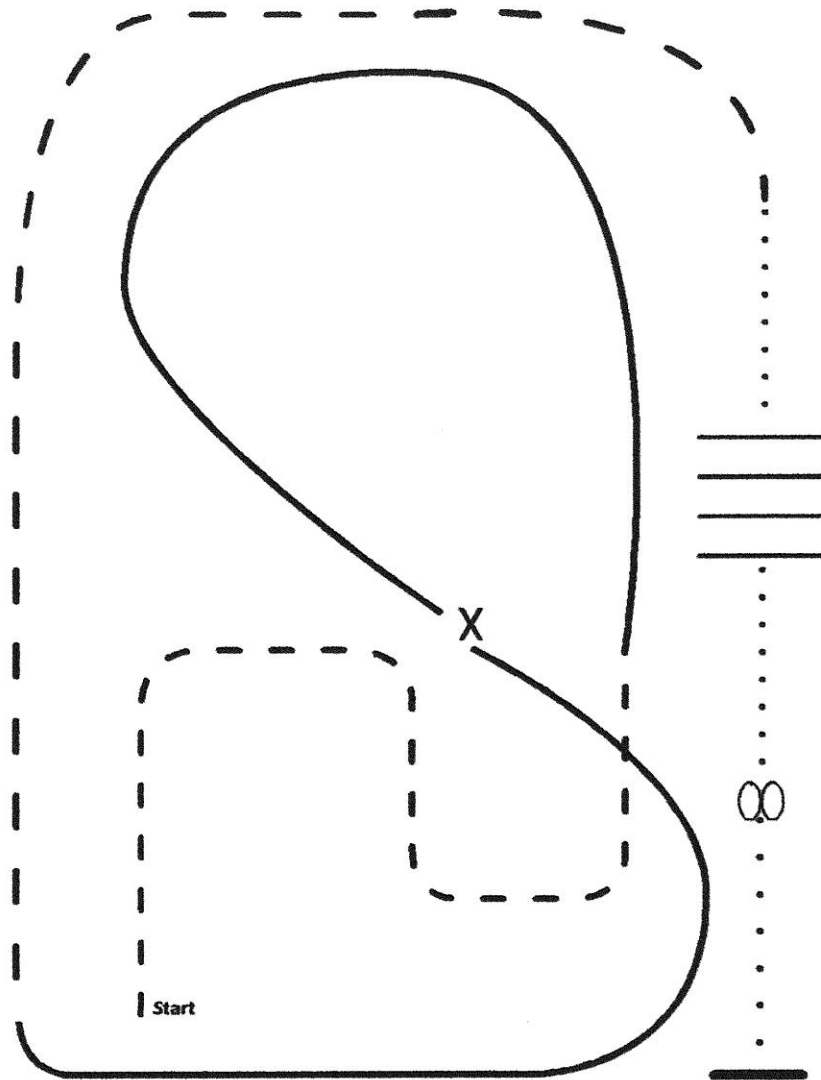
Walk/Jog Pattern #3



1. Walk to the left around corner of the arena.
2. Jog.
3. Extend jog alongside of the arena and around the corner to center.
4. Stop and sidepass right.
5. 360° turn each direction (either way first).
6. Extend the jog.
7. Collect to the jog.
8. Stop and back.

2017 CRC Ranch Horse Show – Pleasure Class

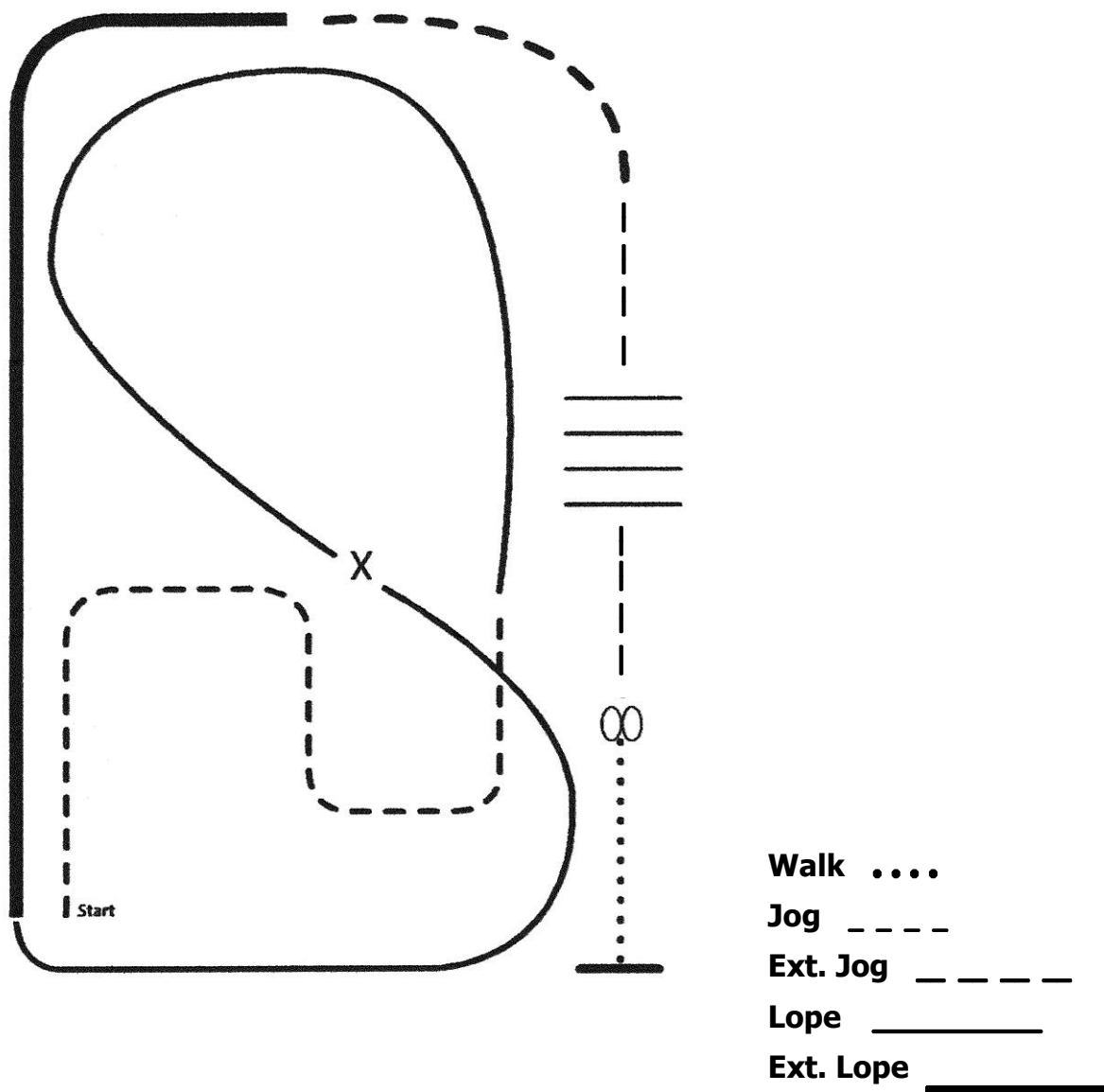
Walk/Jog Pattern #4



1. Jog serpentine.
2. Extend jog around the end of the arena and then diagonally across the arena.
3. Keep extended jog turning right around end of the arena.
4. Collect back to jog around corner of the arena.
5. Walk over poles.
6. Stop and perform 360° turn each direction (either direction first).
7. Walk.

2017 CRC Ranch Horse Show – Pleasure Class

Pattern #4



1. Jog serpentine.
2. Lope left lead around the end of the arena and then diagonally across the arena.
3. Change leads (simple or flying) and lope right lead around end of the arena.
4. Extend lope on the straight away and around corner to the center of the arena.
5. Extended jog around corner of the arena.
6. Collect back to a jog and jog over poles.
7. Stop and perform 360° turn each direction (either direction first).
8. Walk.