

## 2017 CRC Ranch Horse Show – Trail Class

The Ranch Trail class – a course with a minimum of six obstacles and is designed to show a horse's ability and willingness to perform several tasks that might be asked of him during the course of a normal day's ranch work. The purpose of the Ranch Trail class is to showcase how the ideal ranch horse responds to the rider's slightest cues to perform maneuvers and negotiate through obstacles. The horse will be judged on three gaits – a ground-covering walk, a working jog, and a lope. The horse should perform with a reasonably loose rein that maintains contact with the horse. A horse will be rewarded with higher credit for performing these gaits on the correct lead and with an alert attitude.

### Ranch Trail Class Rules

1. The class will be performed with the horse in a western type saddle with a horn. Horses may be ridden 1 or 2 handed with any western bit. Any good usable tack and western attire is suitable and no consideration will be given for fancy silver tack or attire.
2. All obstacles are considered safe for horse and rider; however, if a rider does not feel comfortable performing any of the obstacles in the class, they should not perform it.
3. The judge will evaluate the maneuvers performed and will give the maneuvers not performed a zero (0). The exhibitor will still receive a score even if they do not complete all of the maneuvers.

### Judging Ranch Trail

Horses will be judged on the following:

Performance — attentiveness, relaxation, and calmness while performing the pattern.

Response — light response to the rider's cues. The horse should appear easy and fun to ride.

### OBSTACLE SCORES:

-1 ½ Extremely Poor, -1 Very Poor, - ½ Poor, 0 Correct, + ½ Good, +1 Very Good, +1 ½ Excellent

#### ½ pt. Penalties:

- Each tick of a log, pole, obstacle

#### 1 pt. Penalties:

- Hit or step on log, pole, obstacle
- Break gait at walk or jog 2 strides or less
- Both feet on space, split pole on lope over
- Skipping over or failing to step into required space
- Incorrect number of strides

#### 3 pt. Penalties:

- Break gait at walk or jog for more than 2 strides
- Out of lead or break gait at lope
- Knocking down or severely disturbing an obstacle
- Stepping outside the confines of, falling or jumping off or out of obstacle with one foot
- Missing/evading pole that is part of a series of obstacles

#### 5 pt. Penalties:

- Dropping an object required to be carried on course
- First and second refusals
- Balk or attempt to evade an obstacle by shying or backing more than 2 strides away

## 2017 CRC Ranch Horse Show – Trail Class

- Letting go of the gate or dropping rope gate
- Use of hand to instill fear or praise
- Stepping outside the confines of, falling or jumping off or out of an obstacle with more than one foot
- Blatant disobedience
- Failure to attempt designated lead and/or gait
- Ground tie- second rein not touching ground
- Holding saddle with either hand.

### **Faults:**

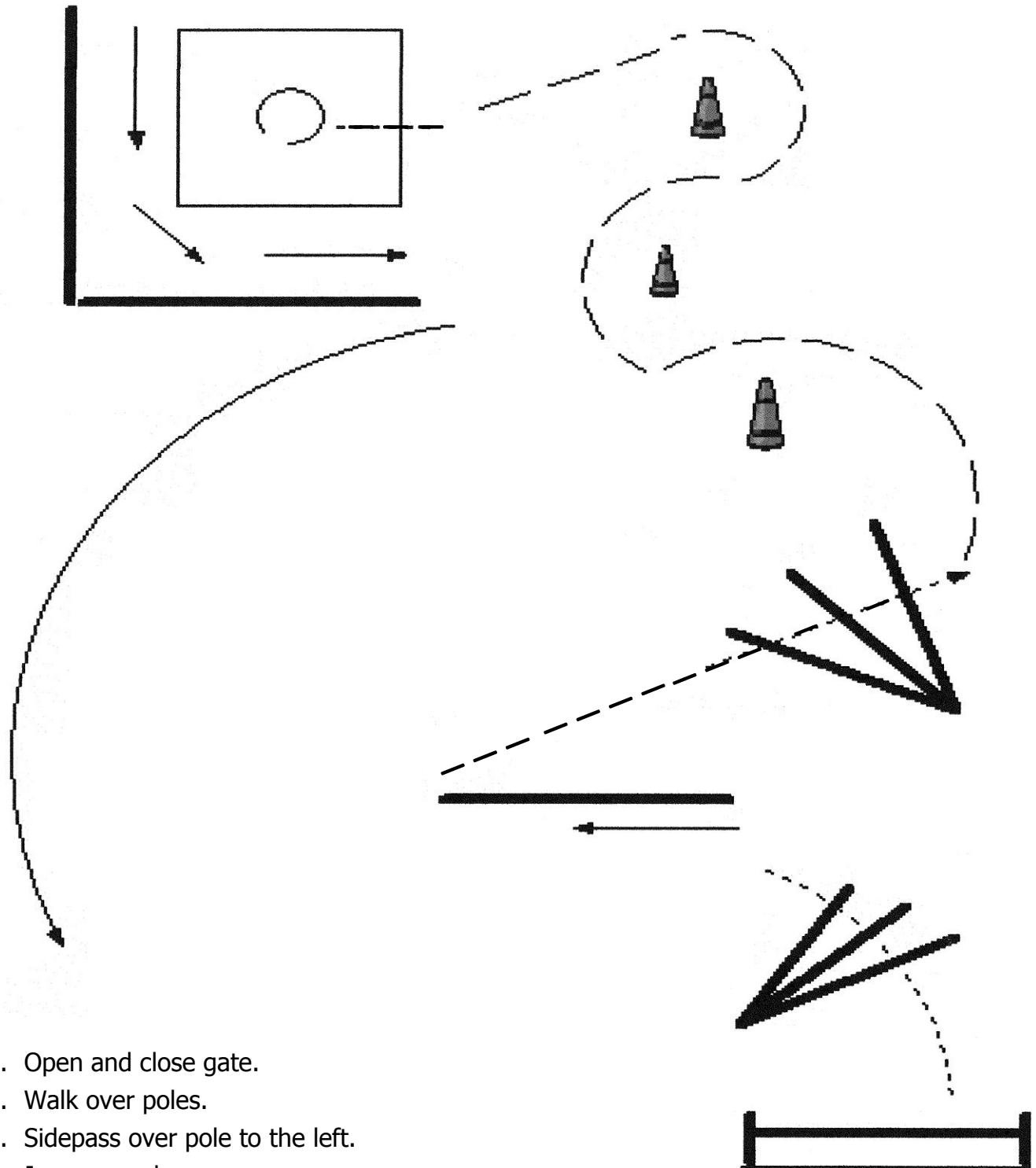
- Faults which occur on the line of travel between obstacles according to severity:
  - Head carriage too high or low
  - Over flexing or straining neck carriage or nose is carried behind the vertical
  - Excessive nosing out
  - Opening mouth excessively.

### **DQ:**

- Performing obstacle other than specified order
- Failure to enter, exit or work an obstacle from correct direction including more than 1/4 turn
- Failure to follow the correct line of travel between obstacles or work obstacles in any manner other than how it is described by the course
- Riding outside designated boundary markers
- Third refusal on course.

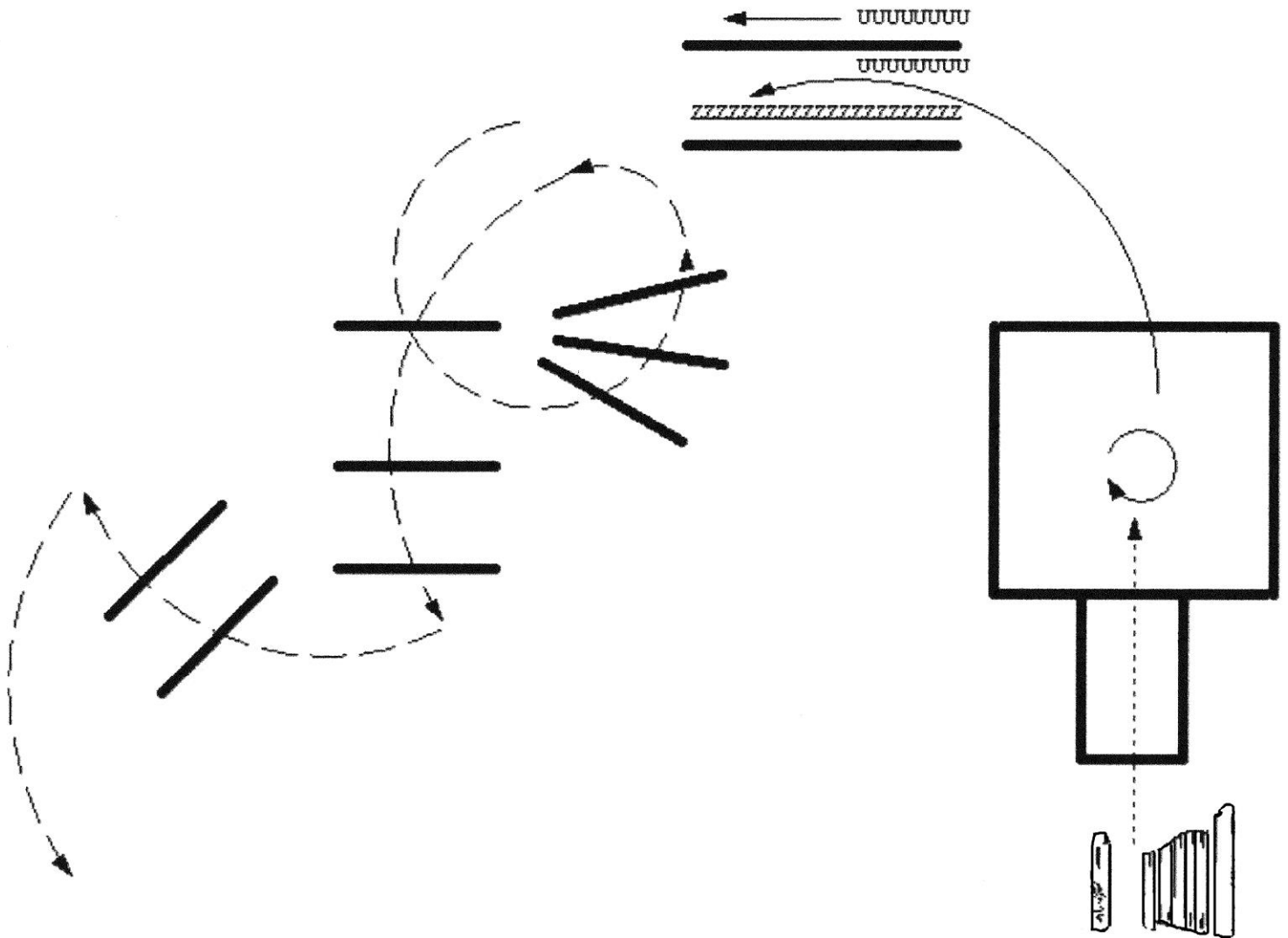
# 2017 CRC Ranch Horse Show – Trail Class

## In-Hand and Walk/Jog Pattern #1



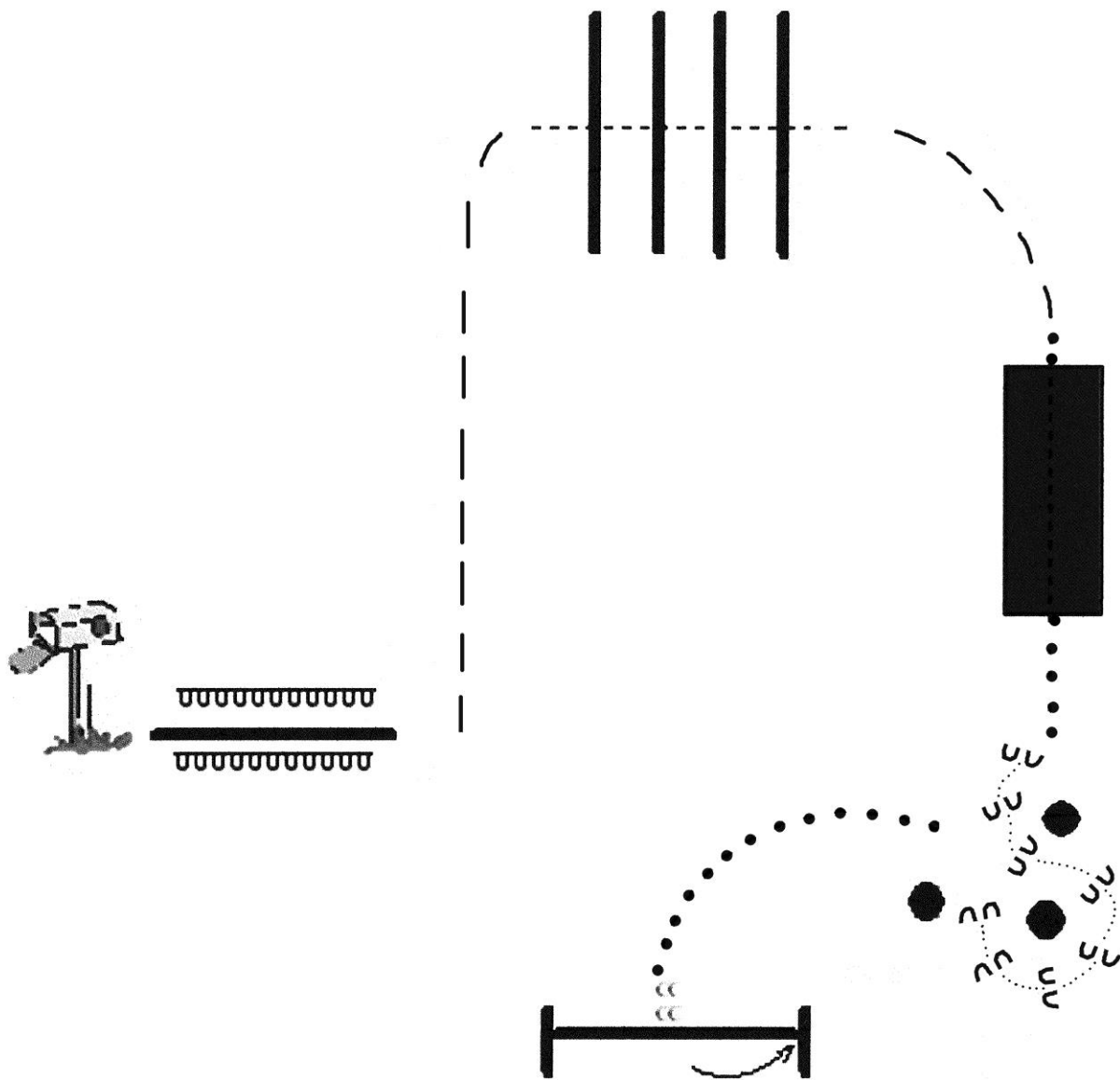
1. Open and close gate.
2. Walk over poles.
3. Sidepass over pole to the left.
4. Jog over poles.
5. Continue jogging and weave through cones.
6. Jog into box and stop.
7. Perform a 450° turn to the right, walk out of box.
8. Jog through "L" and jog to end of arena to complete pattern.

2017 CRC Ranch Horse Show – Trail Class  
In-Hand and Walk/Jog Pattern #2



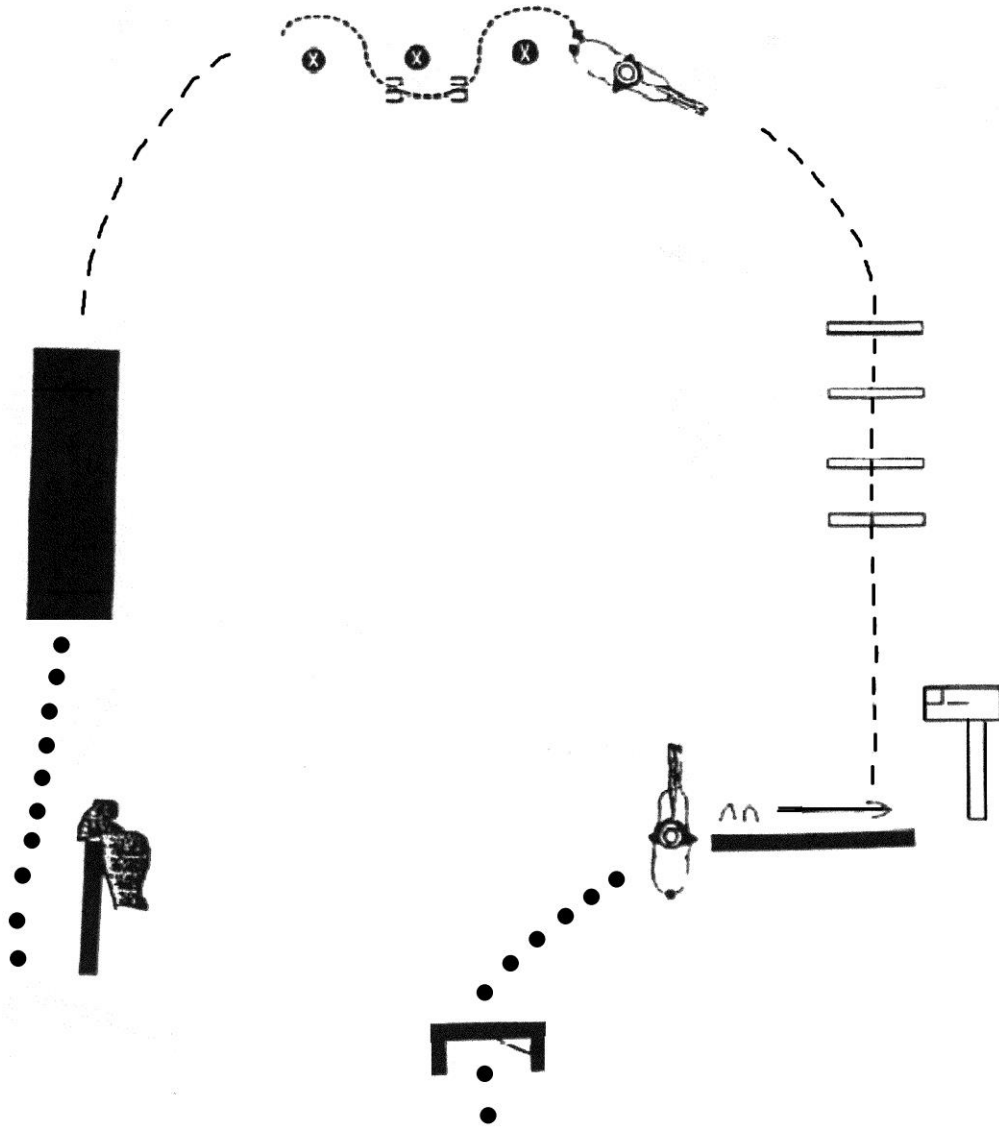
1. Open and close gate.
2. Walk over bridge.
3. Walk into box, 360° turn to right.
4. Jog into chute.
5. Back out of chute.
6. Sidepass to right.
7. Walk over poles and out.

2017 CRC Ranch Horse Show – Trail Class  
In-Hand and Walk/Jog Pattern #3



1. Open and close gate.
2. Walk to cones.
3. Back through cones as shown.
4. Walk to and over bridge.
5. Jog to poles, then walk over them.
6. Jog to pole at mailbox and sidepass right to mailbox.
7. Show mail.
8. Sidepass left over pole away from mailbox.
9. Walk out.

2017 CRC Ranch Horse Show – Trail Class  
In-Hand and Walk/Jog Pattern #4

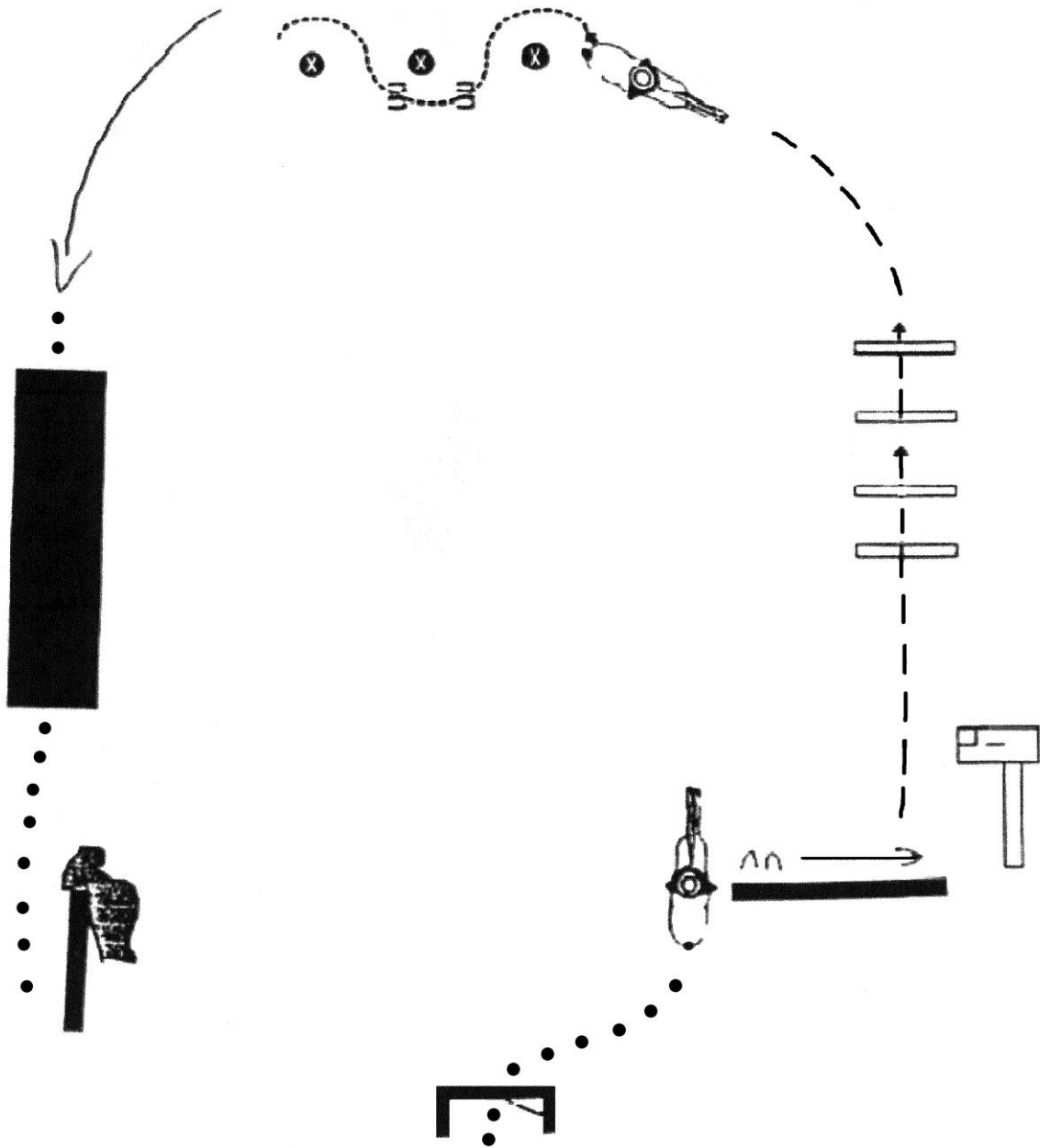


1. Open and close gate.
2. Walk to pole, sidepass to mailbox and show mail.
3. Jog to and over poles.
4. Back through line of cones.
5. Jog to bridge and walk over.
6. Walk to slicker, put on and take off.
7. Walk out.



2017 CRC Ranch Horse Show – Trail Class

Pattern #2

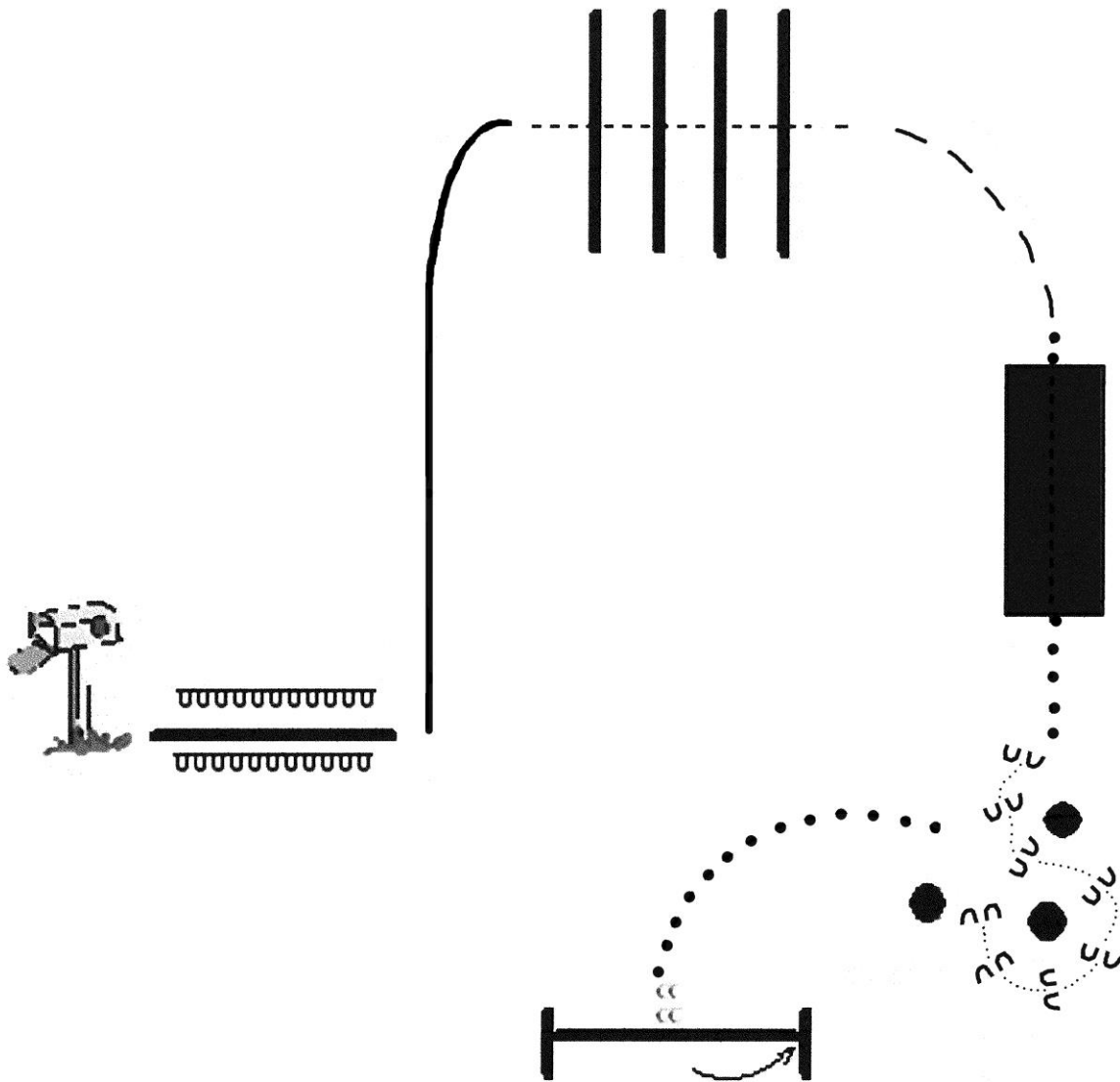


1. Open and close gate.
2. Walk to pole, sidepass to mailbox and show mail.
3. Jog to and over poles.
4. Back through line of cones.
5. Lope left lead to bridge and walk over.
6. Walk to slicker, put on and take off.
7. Walk out.



# 2017 CRC Ranch Horse Show – Trail Class

## Pattern #3



1. Open and close gate.
2. Walk to cones.
3. Back through cones as shown.
4. Walk to and over bridge.
5. Jog to poles, then walk over them.
6. Lope to pole at mailbox and sidepass right to mailbox.
7. Show mail.
8. Sidepass left over pole away from mailbox.
9. Walk out.

